

What is the purpose of this update?

This document tells you how the Stable investment option has performed and what fees were charged. The document will help you to compare the fund with other funds. PSS Trustees Limited prepared this update in accordance with the Financial Markets Conduct Act 2013. This information is not audited and may be updated.

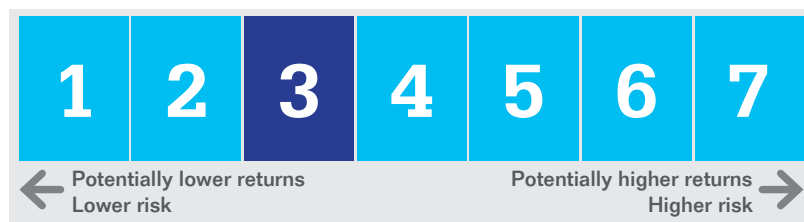
Description of this fund

Stable has a 20:80 split between growth assets (such as shares) and income assets (such as fixed interest and cash). It is expected to provide a long-term return after tax and investment expenses of 0.5% p.a. above the inflation rate, with the likelihood of a negative return approximately 1 year in every 4 and a small probability (approximately 1 year in 20) of any annual loss exceeding 4%.

| | |
|---------------------------------|---------------|
| Total value of the fund | \$338,532,743 |
| Number of investors in the fund | 1,798 |
| The date the fund started | 1 May 2003 |

What are the risks of investing?

Risk indicator for Stable



The risk indicator is rated from 1 (low) to 7 (high). The rating reflects how much the value of the fund's assets goes up and down. A higher risk generally means higher potential returns over time but more ups and downs along the way.

To help you clarify your own attitude to risk, you can seek financial advice or work out your risk profile at www.policesuper.co.nz. Look for the risk profiler under 'forms and resources'.

Note that even the lowest category does not mean a risk-free investment, and there are other risks that are not captured by this rating. This risk indicator is not a guarantee of a fund's future performance. The risk indicator is based on the returns data for the past 5 years. While risk indicators are usually relatively stable, they do shift from time to time. The risk indicator will continue to be updated in future fund updates.

See the product disclosure statement (PDS) available at www.policesuper.co.nz and on the offer register at www.disclose-register.companiesoffice.govt.nz for more information about the risks associated with investing in this fund.

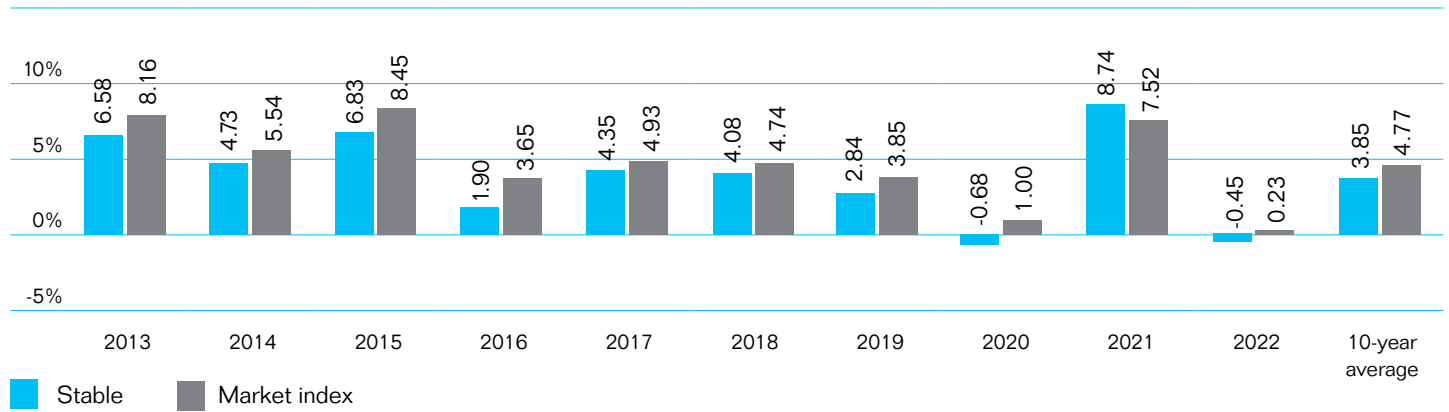
How has the fund performed?

| | Average over past 5 years | Past year |
|--|---------------------------|-----------|
| Annual return (after deductions for charges and tax) | 2.85% | -0.45% |
| Annual return (after deductions for charges but before tax) | 3.50% | -0.79% |
| Market index annual return (reflects no deduction for charges and tax) | 3.43% | 0.23% |

The market index annual return is based on the returns of a composite index. The composite index is made up of the individual asset class benchmark indices used to measure the performance of each underlying fund/asset class into which the fund invests. Accordingly, the market index annual return for each of the funds is a composite return, calculated using the weighted average return of the benchmark indices used to measure the performance of the underlying funds/assets into which each fund invests. The weighting for each benchmark within the composite is equal to the strategic asset allocation weighting for that asset class. This market index return provides a relative measure of the fund's performance.

Further information about the market index is available on the offer register at www.disclose-register.companiesoffice.govt.nz.

Annual return graph



This shows the return after fund charges and tax for each of the last 10 years ending 31 March. The last bar shows the average annual return for the last 10 years up to 31 March 2022.¹

Important: This does not tell you how the fund will perform in the future.

Returns in this update are after tax at the highest prescribed investor rate (PIR) of tax for an individual New Zealand resident. Your tax may be lower.²

What fees are investors charged?

Investors in Stable are charged fund charges. In the year to 31 March 2022, these were as follows:

| | % of net asset value |
|--|-----------------------------------|
| Total fund charges | 0.36 |
| Which are made up of: | |
| Total management and administration charges | 0.36 |
| Including: | |
| Manager's basic fee | 0.27 |
| Other management and administration charges | 0.09 |
| Other charges | Dollar amount per investor |
| Administration fee | \$66 per annum |

Small differences in fees and charges can have a big impact on your investment over the long term.

Investors may also be charged individual action fees for specific actions or decisions (for example, for withdrawing from or switching funds). See the Police Superannuation Scheme PDS for more information about these fees.

Example of how this applies to an investor

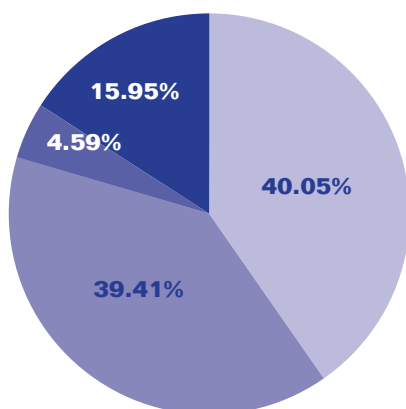
Mary had \$10,000 in the fund at the start of the year and did not make any further contributions. At the end of the year, Mary incurred a loss after fund charges* were deducted of \$79 (that is -0.79% of her initial \$10,000). Mary also paid \$66 in other charges. This gives Mary a total loss after tax of \$111 for the year.

* but before tax

What does the fund invest in?

Actual investment mix³

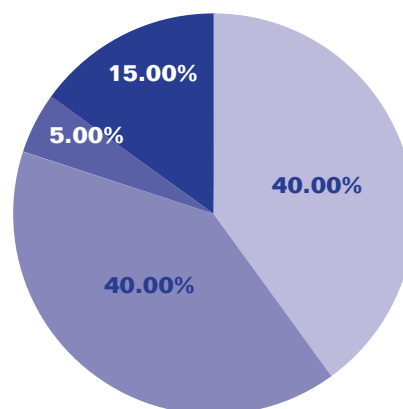
This shows the types of assets that the fund invests in.



| Asset type | Allocation |
|------------------------------|------------|
| Cash and cash equivalents | 40.05% |
| International fixed interest | 39.41% |
| Australasian equities | 4.59% |
| International equities | 15.95% |

Target investment mix

This shows the mix of assets the fund generally intends to invest in.



| Asset type | Allocation |
|------------------------------|------------|
| Cash and cash equivalents | 40.00% |
| International fixed interest | 40.00% |
| Australasian equities | 5.00% |
| International equities | 15.00% |

Top 10 investments³

| Asset name | % of fund net assets | Type | Country | Credit rating |
|---|----------------------|---------------------------|---------------|---------------|
| Bank of New Zealand RCD maturing 01/06/2022 | 3.06% | Cash and cash equivalents | New Zealand | AA- |
| Bank of New Zealand RCD maturing 19/04/2022 | 1.92% | Cash and cash equivalents | New Zealand | AA- |
| BNP Paribas US Dollar Account | 1.83% | International equities | United States | N/A |
| Westpac New Zealand Limited RCD maturing 19/07/2022 | 1.72% | Cash and cash equivalents | New Zealand | AA- |
| ASB Bank Limited RCD maturing 05/07/2022 | 1.34% | Cash and cash equivalents | New Zealand | AA- |
| Westpac New Zealand Limited RCD maturing 18/07/2022 | 1.34% | Cash and cash equivalents | New Zealand | AA- |
| Westpac New Zealand Limited RCD maturing 02/05/2022 | 1.15% | Cash and cash equivalents | New Zealand | AA- |
| Westpac New Zealand Limited RCD maturing 16/05/2022 | 1.15% | Cash and cash equivalents | New Zealand | AA- |
| Bank of New Zealand RCD maturing 17/05/2022 | 1.15% | Cash and cash equivalents | New Zealand | AA- |
| Westpac New Zealand Limited RCD maturing 01/06/2022 | 1.15% | Cash and cash equivalents | New Zealand | AA- |

The total value of the above 10 individual assets is 15.81% of the net asset value of the fund.

Currency hedging

Hedging is a tool used to reduce the effects of changes in exchange rates on investment returns. Investments that are hedged are, in effect, made in local currency. The scheme's international investments are 100% hedged with the exception of international equities, which are 50% hedged. Further details and additional information are available in the statement of investment policy and objectives at www.policessuper.co.nz and on the scheme register at www.disclose-register.companiesoffice.govt.nz.

Key personnel

| Name | Current position | Time in current position | Previous or other current position (if relevant) | Time in previous or other position |
|----------------------|--|--------------------------------|--|------------------------------------|
| Charles Bertram Cahn | Director, Police Superannuation Scheme | 27 years 9 months ⁴ | Actuarial consultant | 7 years 11 months |
| Guy Maxwell Fisher | Head of Investment Consulting, Russell Investments | 0 years 9 months | Senior Consultant, Russell Investments | 2 years 8 months |
| Sarah Louise Graydon | Director, Police Superannuation Scheme | 3 years 0 months | Scheme trustee (various) | 11 years 3 months |
| Ronan Patrick McCabe | Chief Investment Officer, Mercer (N.Z.) Limited | 1 year 4 months | Head of Portfolio Management (Pacific), Mercer (Australia) Limited | 2 years 3 months |
| Ian Howard Russon | Director, Police Superannuation Scheme | 5 years 2 months | Head of Financial Institutions & Public Sector, BNZ | 5 years 0 months |

Further information

You can also obtain this information, the PDS for the Police Superannuation Scheme and some additional information from the offer register at www.disclose-register.companiesoffice.govt.nz.

Any questions?

Give us a call on our helpline.
Hours 9.00am – 7.00pm Monday to Friday.

0800 PSSHEME (0800 777 243)

policessuper.co.nz

Notes

- ¹ The bar chart shows fund returns after the deduction of fees and tax. However, the market index returns are shown before any fees or tax are deducted.
- ² Returns prior to 1 July 2019 are net of tax at 28%. The scheme became a PIE on 1 July 2019. Therefore, the returns from 1 July 2019 are calculated net of tax at the highest prescribed investor rate (PIR), which happens to also be 28%.
- ³ For the reporting of the types of assets under 'Actual investment mix' and 'Top 10 investments', cash retained for liquidity management at a sector level is assigned to the asset class to which it relates.
- ⁴ This includes service as an individual trustee of the scheme before the shift to a corporate trustee.

